



Out of District Process and Associated Costs

Our Values and Inclusive Approach

The PSB prides itself on its high quality in-house programming that educates our students with disabilities. We are committed to keeping students in our schools.

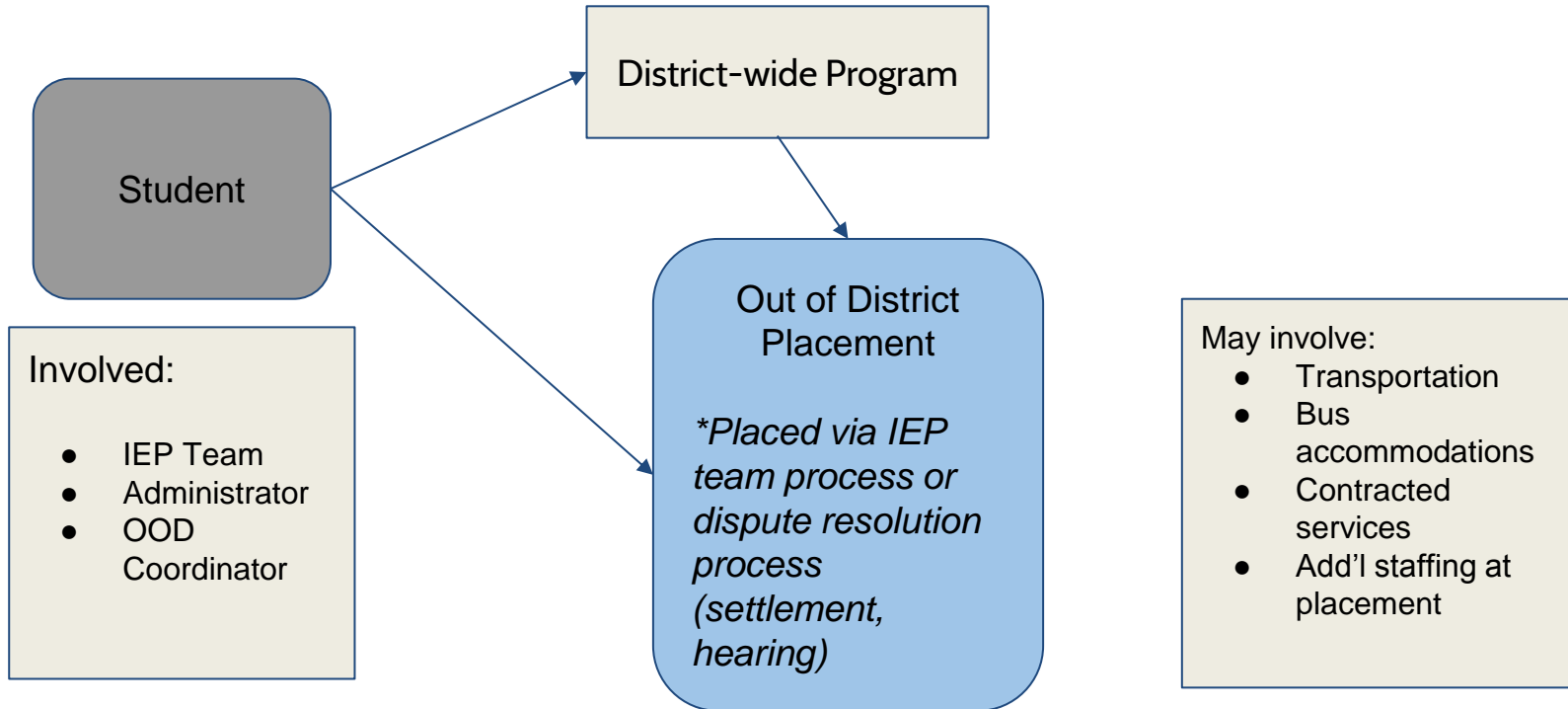
Our reputation in this area extends beyond Brookline, as others have sought to model their own programs after our own. We have developed many strategies and programs aimed at keeping our students in our building.

Why Do We Place Students in Out of District Programs?

Students with disabilities ages 2.9 to 22 years who are unable to be educated within the public schools are still entitled to a “free and appropriate public education.”

- When a student cannot receive appropriate services within the PSB, services are provided in other settings including collaborative and private schools.
- There are associated transportation costs and specialized care for some of our most needy students.
- DESE has developed a form of reimbursement, Circuit Breaker, which provides some fiscal support for high cost students.
- As a student’s intensive needs become identified and if PSB cannot effectively provide services for the student, then the Out-of-District Coordinator meets with the team and parents to plan for the student’s placement in the “least restrictive placement/environment” possible.

Process



Historical Comparison: Students and Tuition Cost

| School Year | Total # of Students | Enrolled Students with IEPS | Out of District Students | Percentage of Total Students in OOD Placements | Out of District Tuition Cost |
|---|---------------------|-----------------------------|--------------------------|--|------------------------------|
| 2020-2021 (Projected) | TBD | TBD | 67 | | \$ 6,114,708 |
| 2019-2020 (Current) | 7796 | 1217 | 66 | 0.85% | \$ 5,781,477 |
| 2018-2019 | 7855 | 1241 | 68 | 0.87% | \$ 5,408,276 |
| 2017-2018 | 7801 | 1215 | 72 | 0.92% | \$ 5,177,104 |
| 2016-2017 | 7695 | 1086 | 65 | 0.84% | \$ 5,034,513 |
| 2015-2016 | 7668 | 1089 | 56 | 0.73% | \$ 4,676,579 |
| 2014-2015 | 7508 | 1116 | 73 | 0.97% | \$ 4,762,321 |
| 2013-2014 | 7288 | 1092 | 76 | 1.04% | \$ 5,346,415 |
| 2012-2013 | 7112 | 1092 | 77 | 1.08% | \$ 5,835,557 |
| 2011-2012 | 6875 | 1053 | 72 | 1.05% | \$ 5,507,520 |
| 2010-2011 | 6627 | 1046 | 77 | 1.16% | \$ 5,874,022 |
| 2009-2010 | 6472 | 999 | 71 | 1.10% | \$ 5,411,839 |
| Source: DESE | | | | | |
| http://profiles.doe.mass.edu/gis/sped_map.aspx?orgcode=00460000& | | | | | |

Types of Out of District Programs

Description from DESE Chart of Accounts

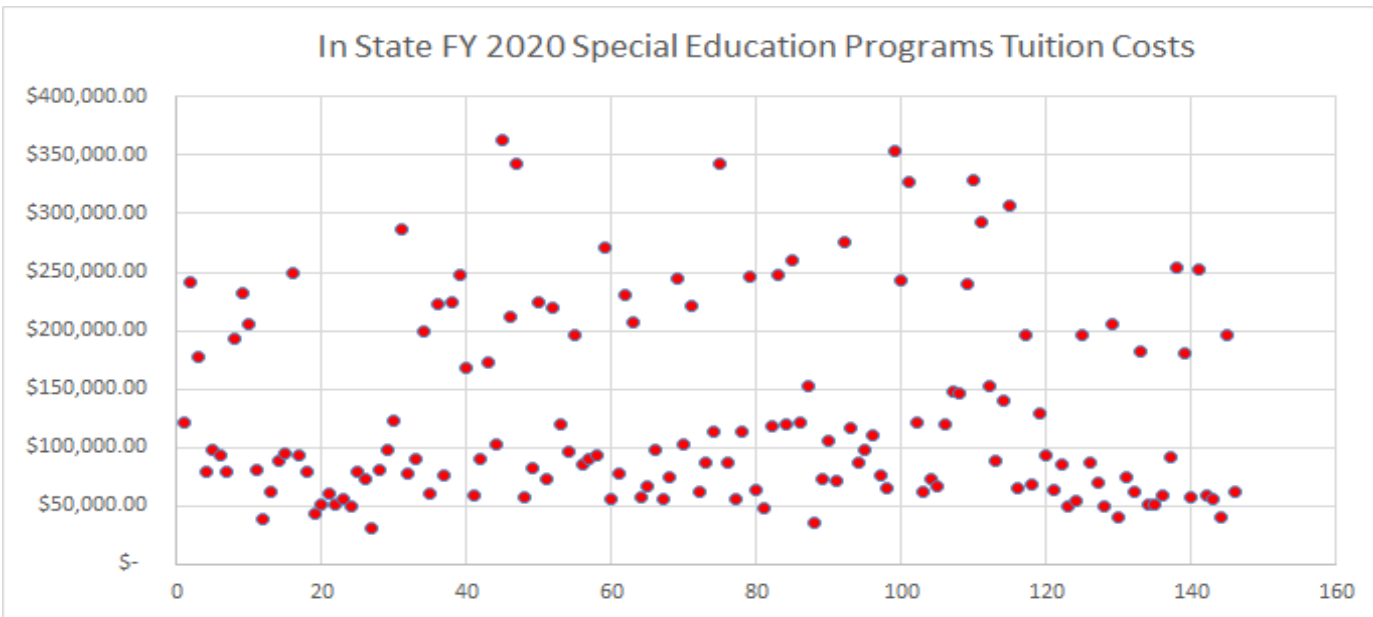
9100 Tuition to Massachusetts Schools - Tuition payments to other Massachusetts school districts for services provided to Brookline Students.

9200 Tuition to Out-of-State Schools -Tuition to Out-of-State Schools for services provided to Brookline Students.

9300 Tuition to Non-Public Schools - Tuition to Non-Public Schools for services provided to Brookline Students.

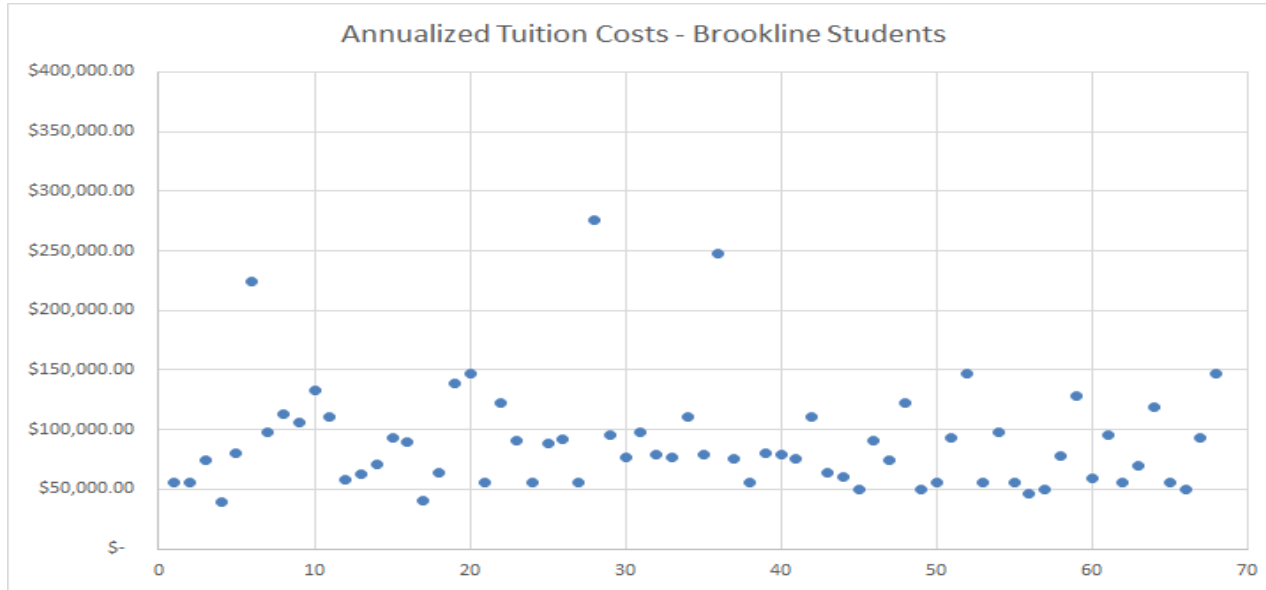
9400 Tuition to Collaboratives - Tuition payments to Collaboratives for services provided to Brookline Students.

In State FY 2020 Tuition Costs - All DESE-approved Programs



* All In State Annualized Tuition Cost Ranges from \$30,497 - \$363,273

In State FY 2020 Tuition Costs - Brookline Students



* Brookline Students Annualized Tuition Cost Ranges from \$38,842 - \$276,360

5 Factors that Affect Annualized Cost Increases

- 1. The Estimated Rate of Inflation for Social Services Programs.** OSD is required to set a rate of inflation, which projects the tuition rate for all approved programs, using the Consumer Price Index (CPI) and Employment Cost Index (ECI) to calculate the increase for the following year. The 2021 Estimated Rate of Inflation is 2.72%.
- 2. Program Reconstruction.** This price authorization category is the most common form of requesting additional funding beyond the rate of inflation. Under this review, a reconstructed Program is one currently approved by DESE, but the service configuration has been altered and must be approved by DESE before the rate can be increased. Typically, the school will try and demonstrate that additional staffing is needed to effectively educate the child, through the hiring of occupational or physical therapists, differentiated teacher support, or other clinical staffing.

5 Factors that Affect Annualized Cost Increases

- 3. Special Circumstances.** This type of tuition increase is directly related to Salary Upgrades for Program staff. The Program must demonstrate that they are having difficulty recruiting, hiring and/or retaining appropriately qualified personnel to staff the program
- 4. Extraordinary Relief.** These rate increase requests are typically rare. However, if a provider experiences unanticipated additional expenses (for instance a physical plant issue) that is seen as an emergency, one year request for additional funding.
- 5. New Program.** The New Program request, similar to Program Reconstruction, is a type of rate appeal developed to create entirely new programs to serve their students.

Timeline Risks

- Change in Students Needs or New Students District Can Result in Additional Unbudgeted Cost
- Special Education Reserve intended to account for changes in service level and/or new students.
- Reserve can be insufficient due to:
 - Move in Law
 - Transition from District-wide to OOD
 - Move ins from outside Massachusetts from December - June

Timeline Risks

- Students can transition to more intensive programs which are more costly
- Unilateral placements - Parents disagree with PSB placement proposal and place student at their own cost
- Settlement agreements - Ongoing disputes are finally resolved and PSB has some or all fiscal responsibility.

In-District Programs

- LAHB: Language Academic Home Base (Driscoll)
- TLC: Therapeutic Learning Center (CCS/FRR)
- ALC: Adaptive Learning Center (Lincoln)
- RISE: Reach for Independence in Structured Environment (Runkle)
- Bridge (BHS)
- Excel (BHS)
- RISE Community (BHS)
- Winthrop House (BHS)